



# **The Economic Impact of Motor Vehicle Crashes Involving Pedestrians and Bicyclists**

**Florida Department of Health**

**Bureau of Emergency Medical Oversight**

**Health Information and Policy Analysis Program**

**Release Date: September 9, 2015**





# The Economic Impact of Motor Vehicle Crashes Involving Pedestrians and Bicyclists Report

## Florida ACHA Database Report



**Date Range:** Florida Agency for Health Care Administration (ACHA) Hospital Inpatient and Emergency Department Data: 2014  
Vital Statistics Death Certificates: 2013-2014

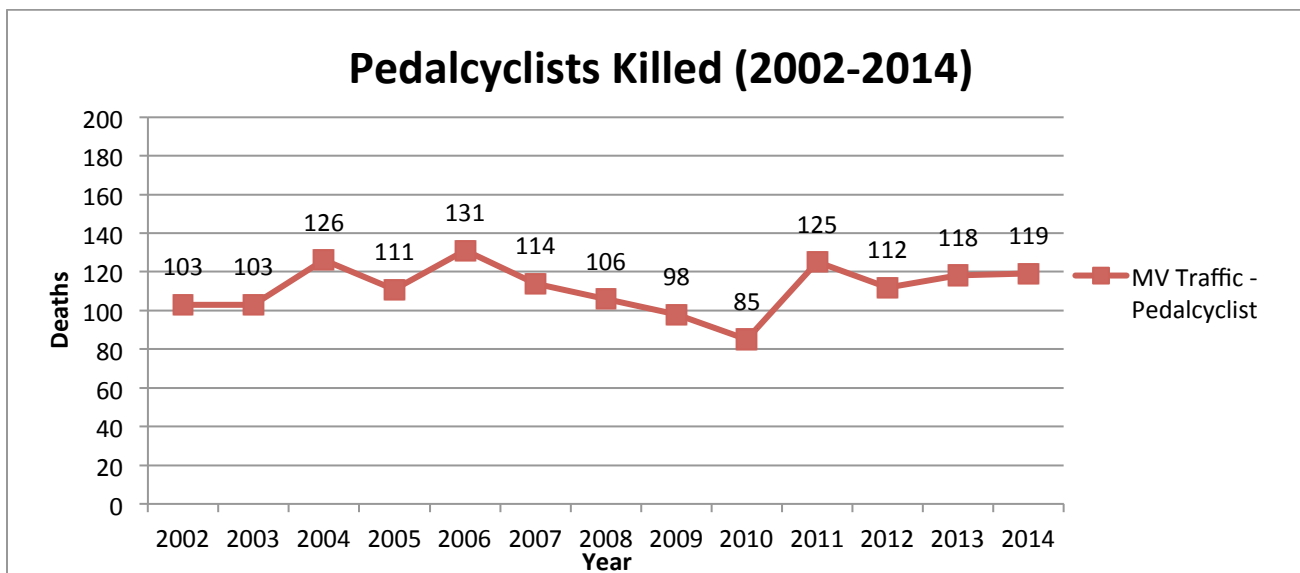
**Purpose:** To show the economic impact of motor vehicle crashes (MVC) involving pedestrians and bicyclists.

### Data Elements/Definitions:

- **ECODE (1-3):**  
External Cause of Injury Code: A code representing circumstances or conditions as the cause of the injury, poisoning, or other adverse effects recorded as a diagnosis. ECodes capture how the injury or poisoning happen (cause), the intent, and place where the event occurred. ECodes are not principal diagnosis.<sup>1</sup>
- **ReportYear:**  
A four digit number identifying the year in which the discharges occurred.
- **Deaths:** Injury occurred in the state of Florida regardless of whether they were a Florida resident or not.
- **Hospitalization and Emergency Departments:** Admittance to a Florida hospital regardless of where the injury occurred.
- **Payor:** primary source of reimbursement for services rendered based on the patient's status at the time of reporting
- **Total Hospital Charges (TCHGS):** Total of undiscounted charges for services rendered by the hospital
- **ICD 10:** Standard code used to capture mortality and morbidity data

### Inclusions:

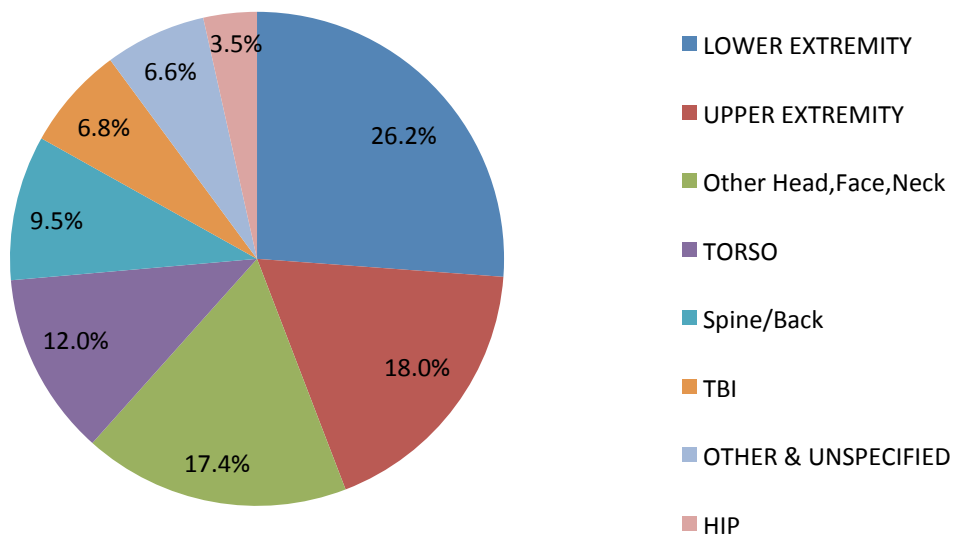
- **ICD-9 ECodes:**  
Motor vehicle traffic crashes involving pedal cyclists and pedestrians E810-E819 (.6 for pedal cyclist and .7 for pedestrian)<sup>2</sup>
- **ICD-10 Codes:**  
Motor vehicle traffic crashes involving pedal cyclists and pedestrians V12–V14 (.3–.9), V19 (.4–.6) (Pedalcyclist)  
V02–V04 (.1, .9), V09.2 (Pedestrian)<sup>3</sup>
- **ReportYear:**  
2014 (ACHA) and 2013-2014 (Vital Statistics)

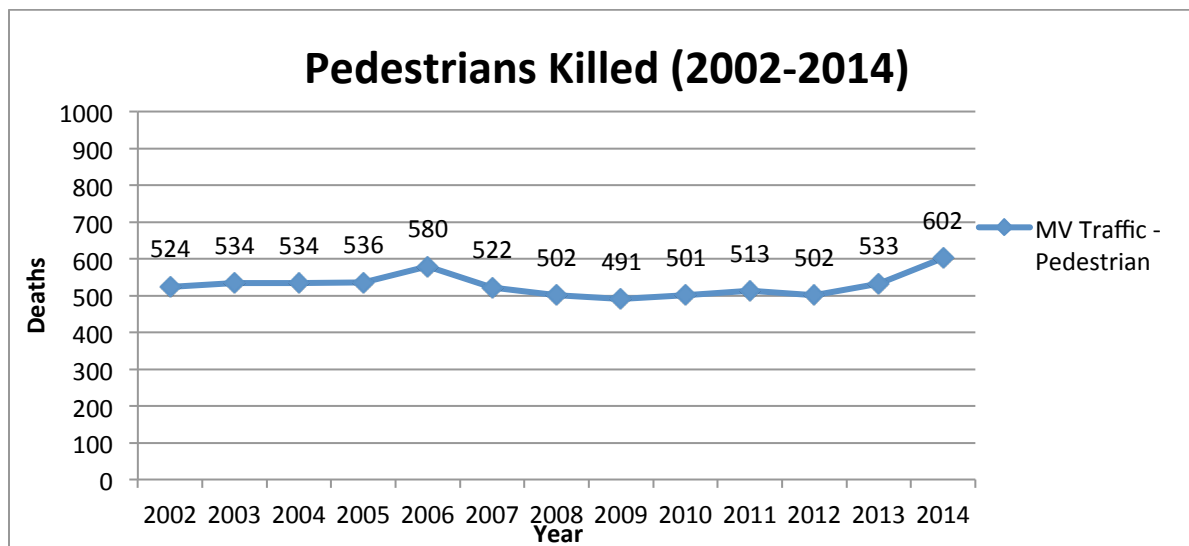


### The Economic Impact of Motor Vehicle Accidents Involving Bicyclists (2014)

4.7%	The percent of all traffic fatalities involving pedestrians.
48	The median age of fatally injured riders in Florida.
41%	The percent of bicyclist fatalities related to traumatic brain injuries.
92%	The percent of bicyclist fatally injured in Florida who were also Florida residents.
7	The number of non-fatal hospitalizations for every bicyclist fatality.
43	The number of non-fatal emergency department visits for every bicyclist fatality
32%	The percent of bicyclist hospitalizations and emergency department visits who self-paid or did not have enough coverage.
\$4,506.00	The median hospital charge for bicyclist treated and released from a Florida emergency department for the treatment of bicyclist injuries.
\$65,308.00	The median hospital charge for bicyclist admitted to a Florida hospital for the treatment of bicyclist injuries.

### Most common non-fatal injury types resulting from bicyclists motor vehicle accident 2014 (Primary Diagnoses)

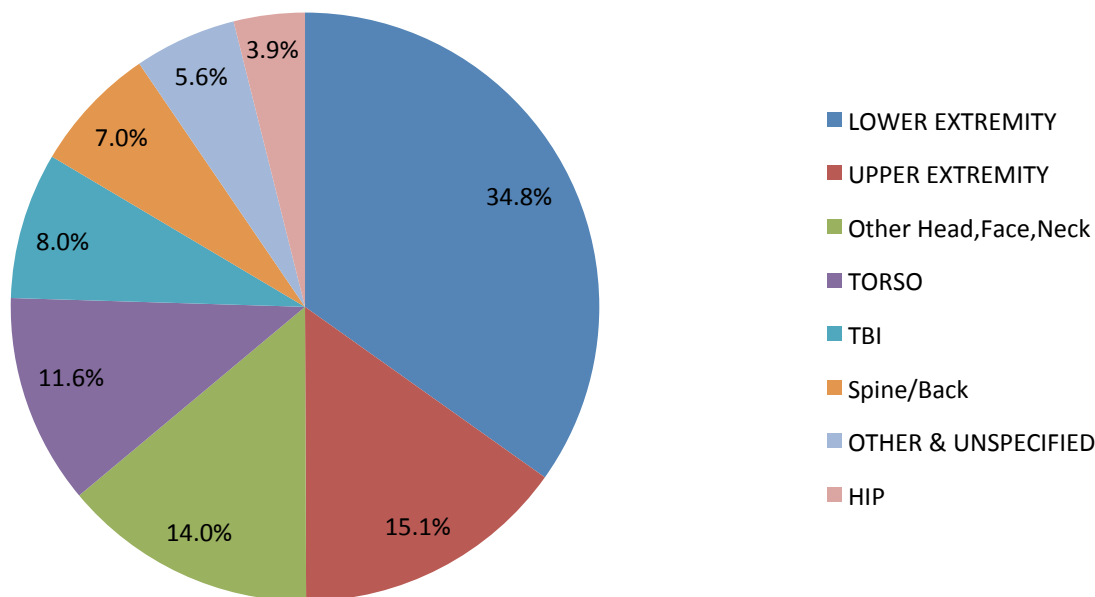




### The Economic Impact of Motor Vehicle Accidents Involving Pedestrians (2014)

23.9%	The percent of all traffic fatalities involving pedestrians.
49	The median age of fatally injured pedestrians in Florida.
25%	The percent of pedestrian fatalities related to traumatic brain injuries.
87%	The percent of Pedestrian fatally injured in Florida who were also Florida residents.
3	The number of non-fatal hospitalizations for every pedestrian fatality.
13	The number of non-fatal emergency department visits for every pedestrian fatality
26%	The percent of pedestrian hospitalizations and emergency department visits who self-paid or did not have enough coverage.
\$4,142.00	The median hospital charge for Pedestrian treated and released from a Florida emergency department for the treatment of pedestrian injuries.
\$82,006.00	The median hospital charge for Pedestrian admitted to a Florida hospital for the treatment of pedestrian injuries.

Most common non-fatal injury types resulting from  
Pedestrians motor vehicle accident 2014 (Primary  
Diagnoses).



\*Inpatient and Emergency Department

### Reference:

1. American College of Emergency Physicians. (2013). *V and E Codes FAQ*. Retrieved June 2014, from Clinical & Practice Management: <http://www.acep.org/Clinical---Practice-Management/V-and-E-Codes-FAQ/>
2. CDC. (2007). *CDC Injury Data and Resources*. Retrieved June 2014, from CDC Home: [http://www.cdc.gov/nchs/data/injury/icd9\\_external.pdf](http://www.cdc.gov/nchs/data/injury/icd9_external.pdf)
3. CDC. (2011). *CDC Injury Data and Resources*. Retrieved June 2014, from CDC Home: [ftp://ftp.cdc.gov/pub/Health\\_Statistics/NCHS/injury/sascodes/icd10\\_external.xls](ftp://ftp.cdc.gov/pub/Health_Statistics/NCHS/injury/sascodes/icd10_external.xls)